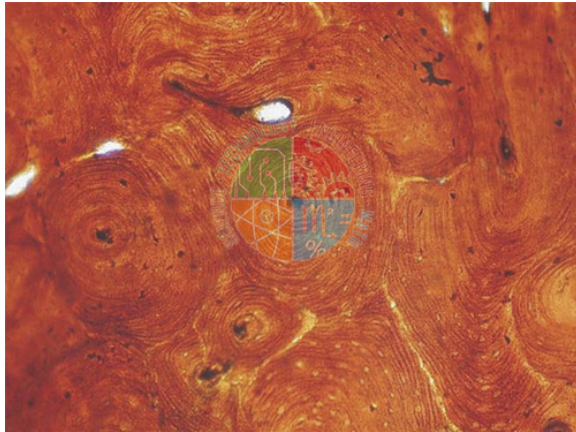




# Educational Lab Equipments



**Product Code . JLI-BLE-10597**

## **Basic Histology slide set of 25**

### **Description**

---

Set of 25 glass microscope slides to be used as an introduction to histology. Illustrating major tissue types.

Human blood, thin film

Stratified squamous epithelium, oesophagus TS

Cerebellum VLS

Columnar epithelium TS

Eye, entire VS

Liver TS

Spinal cord TS

Kidney TS

Adipose tissue, section

Lung, connective tissue stain TS

Stomach wall, fundic VS

---

Myelinated nerve, teased

Ovary showing follicles TS

Testis, for spermatogenesis TS

Duodenum showing Brunner's glands TS

Non-striated (involuntary) muscle E

Striated muscle, showing striations and nuclei LS

Pseudostratified ciliated columnar epithelium TS

Areolar tissue, stained for fibres and cells E

Compact bone, for Haversian canals and lamellae TS

Skin, showing hair insertions and sebaceous glands VS




Pancreas showing islets of Langerhans TS

Ileum, showing villi and goblet cells TS

Artery and vein, stained to show elastic fibres, collagen and tunica TS

Cardiac muscle, showing nuclei, striations and intercalated discs LS

---

Educational Lab Equipments,  
#449, HSIIDC, Industrial Area, Saha, Haryana  
Direct Contact Details  +91-98173-19615  sales@educational-equipments.com  
 www.educational-equipments.com